

**BOD 2019-20 – 12R**

**Support of the Expansion of CSUEB’s California Promise Program**

**WHEREAS**, Associated Students, Incorporated (ASI) of California State University, East Bay (CSUEB) is the recognized voice of approximately 16,000 students; and

**WHEREAS**, it is the mission of the ASI Board of Directors to advocate and provide responsible and effective leadership for a diverse student population in order to make sound decisions for the betterment of CSUEB students; and

**WHEREAS**, ASI’s Policy Agenda of 2019-2020<sup>1</sup>, Priority #1: Student Success and Equity, is to “enable Student Academic Success & Equity that is geared towards improving academic success as well as a higher graduation retention rate;”

**WHEREAS**, CSUEB’s Shared Strategic Commitments includes being dedicated to “serve students first, by expanding access and enhancing each student’s educational experience and prospects for success as a graduate and life-long learner,” and “continuously improve our efficiency, transparency, and accountability while practicing mutual respect, responsiveness, and collaboration across the University;”<sup>2</sup>

**WHEREAS**, California Senate Bill 412<sup>3</sup> established the California Promise program, which “enables a specific number of campuses of the California State University (CSU) to establish pledge programs for entering first-time students who are both interested and able to complete baccalaureate degrees in four years,” and “students who commit to enter either the four-year or

---

<sup>1</sup> California State University, East Bay Associated Students, Incorporated. *Policy Agenda 2019-2020*. Retrieved from: <https://www.csueastbay.edu/asi/files/docs/asi-government/policies/incorporated-policy-agenda.pdf>

<sup>2</sup> California State University, East Bay. *Shared Strategic Commitments*. Retrieved from: <https://www.csueastbay.edu/about/mission-and-strategic-planning/shared-strategic-commitments.html>

<sup>3</sup> California Legislative Information. *SB-412 Public postsecondary education: The California Promise*. Retrieved from: [https://leginfo.legislature.ca.gov/faces/billTextClient.xhtml?bill\\_id=201520160SB412](https://leginfo.legislature.ca.gov/faces/billTextClient.xhtml?bill_id=201520160SB412)



two-year pledge will be given priority registration appointment for each state-supported enrollment period and will be provided with routine and thorough academic advisement;<sup>4</sup>

**WHEREAS**, SB 412 also states that the California Promise Program is “a component of the plan submitted to the Legislature and the Department of Finance to increase graduation rates at CSU campuses above those at other institutions and increase graduation rates for low-income students, first-generation students, and students from underrepresented minority groups as quickly as possible”,

**WHEREAS**, CSUEB has an equity gap between pell grant and non-pell grant students. Students under the Federal Pell Grant are undergraduates who maintain an outstanding degree of unmet financial needs. Approximately forty percent of CSUEB students who receive a pell grant are more likely to perform academically worse than students who do not receive a pell grant.

**WHEREAS**, CSUEB’s most recent graduation rates are listed in the table below<sup>5</sup>. CSUEB’s freshman graduation four and six year rates are below average compared to the average graduation rates in the entire CSU system (see ATTACHMENT I)<sup>6</sup>.

Metric	Percentage (%)
Freshman 6-Year Graduation	45
Freshman 4-Year Graduation	10
Transfer 2 Year Graduation	37
Transfer 4 Year Graduation	73

<sup>4</sup> The California State University. *The California Promise Program*. Retrieved from: [https://www2.calstate.edu/apply/freshman/getting\\_into\\_the\\_csu/Pages/the-california-promise-program.aspx](https://www2.calstate.edu/apply/freshman/getting_into_the_csu/Pages/the-california-promise-program.aspx)

<sup>5</sup> California State University, East Bay. *Graduation Initiative 2025*. Retrieved from: <https://www.csueastbay.edu/oaa/fgip/index.html>

<sup>6</sup> EdSource. *CSU graduation rates improve but still far from some goals*. Retrieved from: <https://edsources.org/2019/csu-graduation-rates-improve-but-far-from-some-goals/618684>





**WHEREAS**, CSUEB's California Promise program's current eligibility requirements are not inclusive of all "entering first-time students," as intended by SB 412, but rather for "incoming transfers with an Associate Degree for Transfer relevant to their admitted major;"<sup>7</sup>

**WHEREAS**, there are currently thirty-seven participants enrolled in the CSUEB California Promise Program (see Attachment II), which is among the lowest enrolled program participants within the CSU system; and let it be

**RESOLVED**, that the eligibility requirements of CSUEB's California Promise program be more inclusive and applicable to all "entering first year students," including the Transfer and Freshmen population;

**RESOLVED**, that there will be a four year program track for freshmen students, and a two year program track for transfer students;

**RESOLVED**, that the California Promise program be advertised during all freshman and transfer orientations, and through other means of communication, in order to spread awareness to incoming students;

**RESOLVED**, that there will be increased benefits for the CSUEB California Promise program to support and maintain our students. Benefits include providing additional incentives through vouchers, discounts on campus goods and services, as well as obtaining a scholarship grant of up to \$1,000 for winter and summer session courses; and let it be further,

**RESOLVED**, that copies of this resolution be distributed to the Office of the President, Office of the Vice President for Student Affairs, Office of the Provost & Vice President of Academic Affairs, Office of Administration and Finance, Office of University Communications and Marketing, Academic Senate, CSUEB California Promise Advisor, Office of Student Life and Leadership, electronically to all CSUEB students and faculty, and any other relevant parties.

---

<sup>7</sup> California State University, East Bay. *California Promise*. Retrieved from:  
<https://www.csueastbay.edu/admissions/transfer-admission-reqs/california-promise.html>







**ASSOCIATED STUDENTS INC**  
**CAL STATE EAST BAY**


Approved On: Wednesday, February 12, 2020

ASI President/CEO does hereby [  ] *approves* / [  ] *refuses to approve* this resolution.

  
\_\_\_\_\_  
Daisy Maxion  
*ASI President/CEO*

  
\_\_\_\_\_  
Bronte Kuehnis  
*ASI Chair of the Board & Senate*  
*Co-Chair*

  
\_\_\_\_\_  
Kabir Dhillon  
*ASI Executive Vice President/Chief*  
*of Staff*

  
\_\_\_\_\_  
Siddharth Valecha  
*ASI Vice President of University*  
*Affairs*

Approved by: ASI Board of Directors 2019-2020



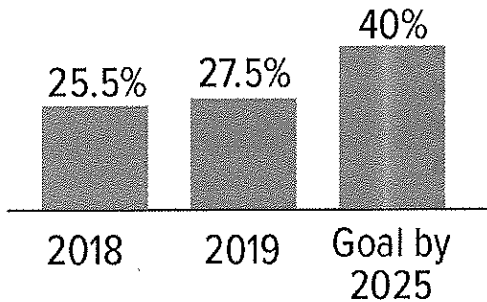


**ATTACHMENT I**

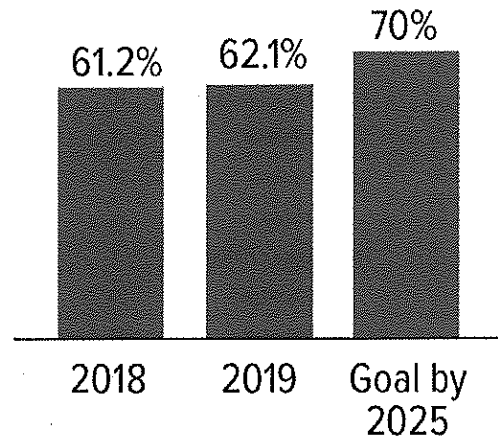
CSU graduation rates for 2018 and 2019  
 EdSource

**CSU graduation rates for 2018 and 2019**

Four-year rate



Six-year rate



*Note: \*All graduation rates are for students who started as full-time freshmen.  
 Source: California State University*

**EdSource**



**ATTACHMENT II**  
 California Promise - Number of Participants  
 CSU Chancellor's Office

<b>Campus</b>	<b>Fall 2017</b>	<b>Spring 2018</b>	<b>Fall 2018</b>	<b>Spring 2019</b>	<b>Total</b>
San Luis Obispo	0	0	1	0	1
International Programs	0	0	1	1	2
San Marcos	8	0	12	0	20
Sonoma	10	0	10	7	27
Chico	0	30	0	0	30
East Bay	0	0	29	8	37
Channel Islands	10	14	23	5	52
Stanislaus	0	0	25	51	76
Pomona	26	0	53	0	79
Fresno	6	0	68	36	110
Dominguez Hills	0	0	120	0	120
Northridge	53	0	83	1	137
Humboldt	73	8	81	5	167
Monterey Bay	54	33	136	38	261
Bakersfield	8	17	239	2	266
San Bernardino	85	0	206	0	291
San Diego	93	0	230	0	323
Fullerton	104	47	171	51	373
San Francisco	274	0	276	50	600
Long Beach	0	0	761	0	761
San Jose	1,596	0	1,000	33	2,629
Sacramento	2,619	0	2,221	104	4,944
<b>Total</b>	<b>5,019</b>	<b>149</b>	<b>5,746</b>	<b>392</b>	<b>11,306</b>
<b>Fall 2017</b>	<b>0</b>	<b>748</b>	<b>2,491</b>	<b>1,780</b>	<b>5,019</b>
<b>Spring 2018</b>	<b>0</b>	<b>58</b>	<b>29</b>	<b>62</b>	<b>149</b>
<b>Fall 2018</b>	<b>0</b>	<b>941</b>	<b>2,885</b>	<b>1,920</b>	<b>5,746</b>
<b>Spring 2019</b>	<b>0</b>	<b>160</b>	<b>64</b>	<b>168</b>	<b>392</b>

