

How Students Spend Their Time

Filters UNITID: 110574 Gender: All Race or Ethnicity: All First Generation Status: All  
 Self-Reported HS Grades: All Major Categories: All Majors: All Carnegie: All Control (Public/Private): All  
 Administration Year: 2021su Group (if applicable): All [Reset to Default](#)



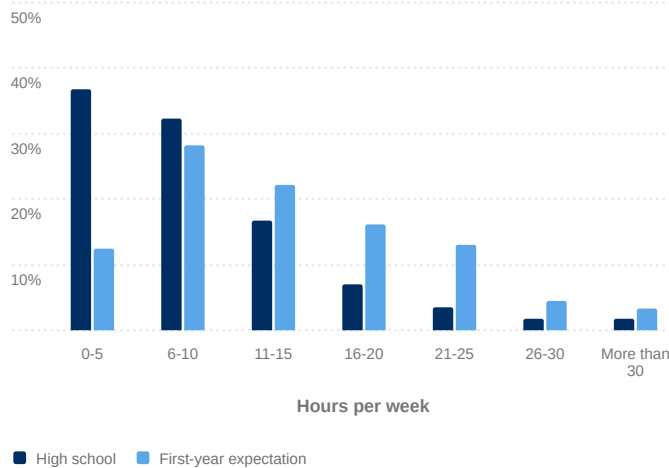
## How First-Year Students Expect to Spend Their Time

High school students spend time on many activities—studying, working, co-curriculars, socializing, etc.—and often expect to apportion their time similarly in the first year of college (Mu & Cole, 2019). However, the past is not a perfect predictor of the future. The results below show how much time your students spent in various activities during their last year of high school and their expected engagement in the same activities during their first year at your institution. At right is the correlation between the two. Some of these activities facilitate learning (e.g., studying or preparing for class), while others may distract from learning (e.g., too many hours spent working for pay). Understanding prior experiences and expectations helps campuses align resources and support services to better serve their students.

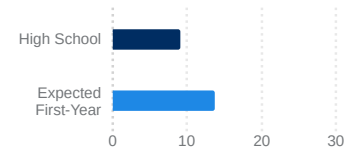
### Response frequencies: Time spent in the last year of high school vs. expected time in first year of college

### Means and correlation between past engagement and expected future engagement

Studying or preparing for class 993



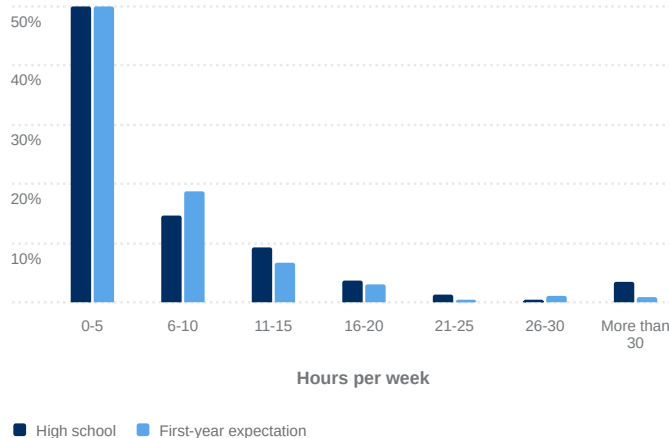
Average hours per week studying or preparing for class



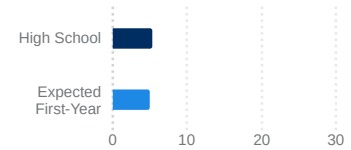
Correlation between past and expected studying or preparing for class

0.51

Participating in co-curricular activities (organizations, school publications, student government, sports, etc.) 991



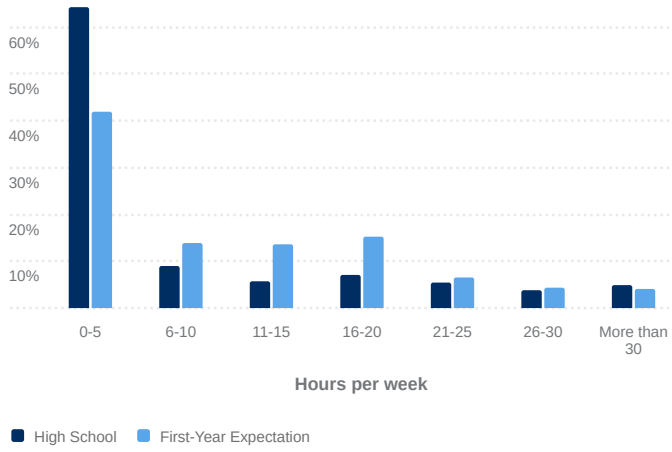
Average hours per week participating in co-curricular activities



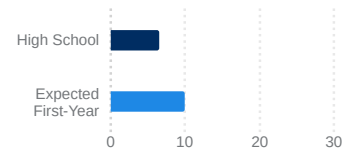
Correlation between past and expected participation in co-curricular activities

0.44

### Working for pay 989



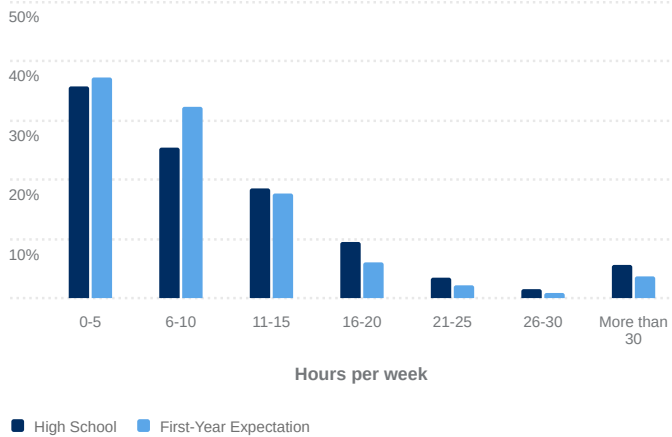
### Average hours per week working for pay



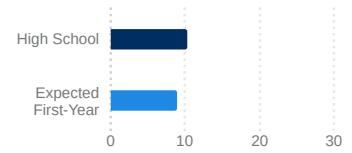
### Correlation between past and expected working for pay

0.52

### Relaxing and socializing (time with friends, video games, TV or videos, keeping up with friends online, etc.) 989



### Average hours per week relaxing and socializing



### Correlation between past and expected relaxing and socializing

0.66

Where Students Expect to Seek Help

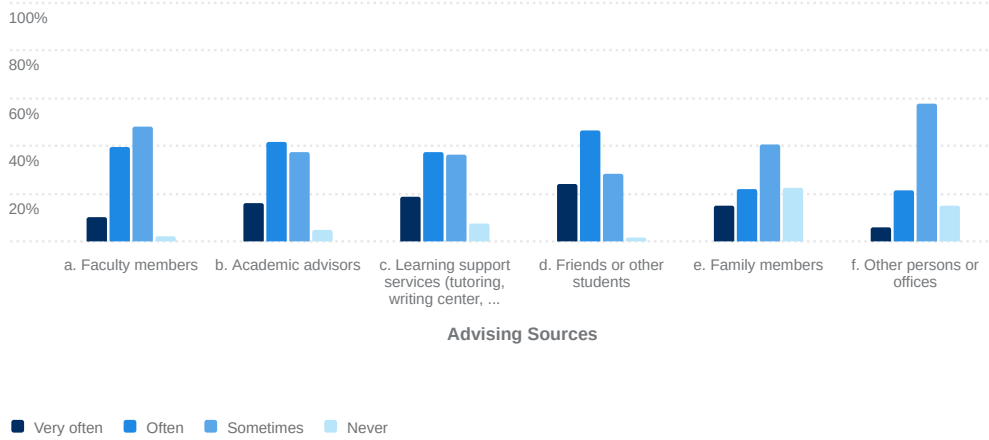
Filters UNITID: 110574 Administration Year: 2021su Gender: All Race or Ethnicity: All  
 FirstGeneration Status: All Self-Reported HS Grades: All Major Categories: All Majors: All Carnegie: All  
 Control (Public/Private): All Group (if applicable): All Expected Academic Difficulty: All [Reset to Default](#)



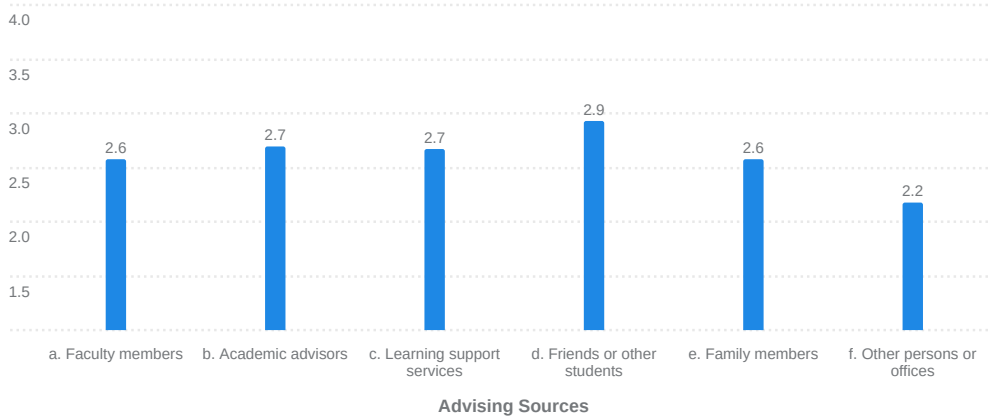
### Where First-Year Students Expect to Seek

Almost all students need academic help at some point. Some will seek out campus resources while others look to family and friends. Using the filters above, you can learn more about where your first-year students intend to seek academic help. This information can help your campus to better inform your students of important campus academic resources. Advisors can also use the individual student [advising reports](#) to inform students about where to go when they need help.

During the coming school year, about how often do you expect to seek help with coursework from the following sources? 881 ⓘ



During the coming school year, about how often do you expect to seek help with coursework from the following sources? ⓘ



COVID-19 Experiences

Filters
UNITID: 110574
Gender: All
Race or Ethnicity: All
First-Generation Status: All
  
Self-Reported HS Grades: All
Major Categories: All
Majors: All
Carnegie: All
Control (Public/Private): All
  
Group (if applicable): All
Expected Academic Difficulty: All
[Reset to Default](#)

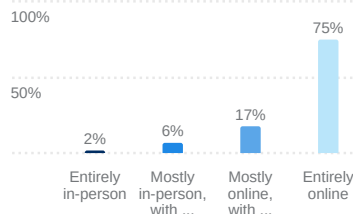


## Entering Students and the COVID-19 Disruption

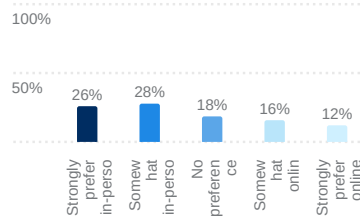
### Additional Items on the BCSSE 2021 Web Version

Your entering first-year students completed a tumultuous senior year in high school. Are you ready for their arrival on your campus? How has the past year shaped and formed their expectations and beliefs about college? Amid the uncertainty about this incoming class is a great potential to respond to their experiences and leverage institutional support. This year BCSSE included several pandemic-related questions specifically for first-year students. The results to these questions from your entering students are below. Use the filters above to dig deeper into how the pandemic has impacted groups of students. These results can be used to better inform your campus staff and faculty about the expectations and beliefs of your entering students.

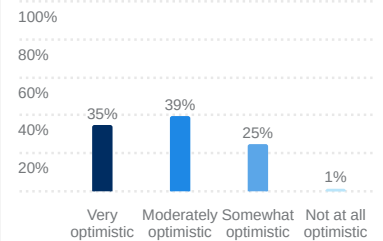
Which best describes how you attended your last year of high school? 791



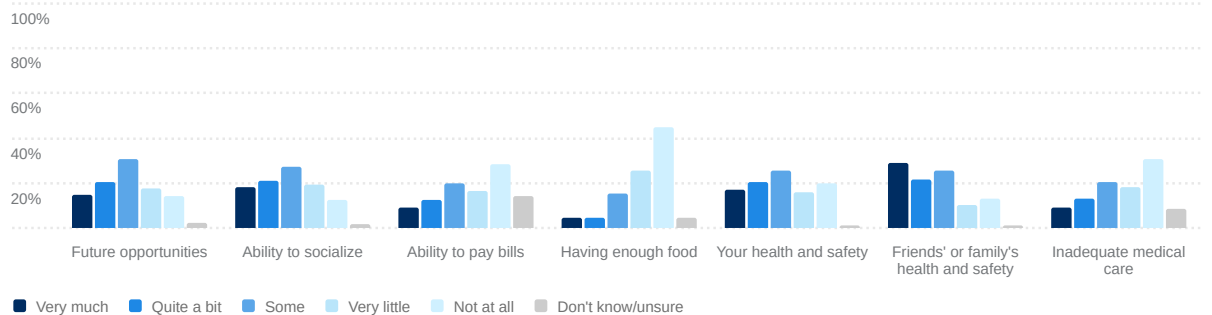
With regard to online and in-person courses, which of the following statements is most true for you? 817



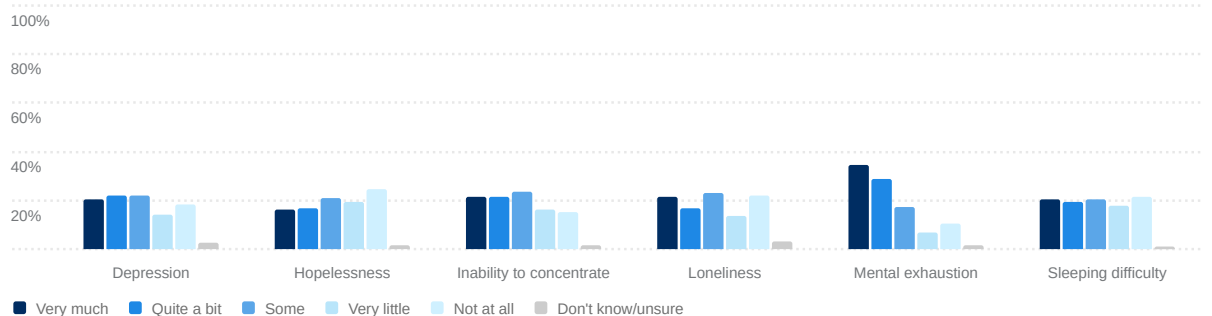
How optimistic are you about having a successful first year of college or university? 843



As a result of the COVID-19 pandemic, to what extent, if any, has your concern about the following increased? 847



As a result of the COVID-19 pandemic, to what extent, if any, have you experienced an increase in the following? 845



To what extent, if any, has the COVID-19 pandemic interfered with the following? 843

